

OPERATING AND MAINTENANCE INSTRUCTIONS FOR COOKER HOOD DX-ULTRA PC AC

COOKER HOOD

DX-ULTRA-PC AC cooker hood is used as a general extraction valve in the kitchen and its controls can control AC ventilation system. In a dwelling-specific ventilation system, the resident itself adjusts the air change as needed.

According to regulations, ventilation must be constant operation. Soiled and moist air is removed and replaced with clean, healthy outdoor air, thus avoiding moisture damage.

Ventilation must be able to be adjusted appropriately and suitable operating positions can be found according to experience. When you come from outside to inside you have the feel that indoor air is clean and fresh.

Intake air supply must always be ensured.

The hood PC AC is equipped with;

- rubber sealed channel connection d 125 mm
- electrical connection with plug connector
- transformer controller (350 W) for ventilation
- working light LED fluorescent lamp G23 4W
- metallic grease filter
- 60 min timer in the closing damper

MAINTENANCE OF COOKER HOODS

The dirty metallic tissue grease filter must be washed at least once a month to maintain ventilation efficiency and avoid fire hazard.

Machine detergents may darken the filter aluminium. The filter can be washed by opening the bottom plate, turning the screws, so that the bottom plate opens and the filter is detachable.

Lamp replacement can done through the opened bottom plate.

DX-ULTRA PC EC FRONT PANEL BUTTONS



WORKING LIGHT SWITCH



CLOSING DAMPER SWITCH

- timer 60 min
- signal light when closing damper is open



FAN SPEED CONTROL

- more efficient



signal lights for fan speeds



FAN SPEED CONTROL

- lower

USE OF THE COOKER HOODS CLOSING DAMPER



- When the damper switch in pressed, the closing damper opens, the indicator lights up and the timer keeps the damper open 60 min.

- The damper can also be closed by pressing the switch again

- When the damper is open, the fan speed may also be changed more efficiently, the fan speed will return to the basic change when the damper closes and the enhanced ventilation remains in memory for the next use.

There is a function in the cooker hood that checks the damper activity once a day by opening the closing damper.

SIGNAL LIGHTS FOR FAN SPEEDS

no light THE FANS ARE STANDING
- not in use if the minimum speed function is programmed

o (1) OUT OF HOUSE USE
- avoiding moisture damage

oo (2) NORMAL OPERATING POSITIONS

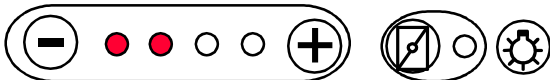
ooo (3) - continuous air condition operation ;
at least 0,5 times per hour

oooo (4) BOOSTED USE
- during efficiency positions ;
e.g. for saunas, cooking, peoples

ATTENTION!
FLAMING IS FORBIDDEN UNDER THE COOKER HOOD.

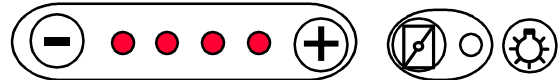
OPERATING POSITIONS WHEN COOKER HOOD CONTROL THE AIR CONDITION

NORMAL OPERATING POSITION



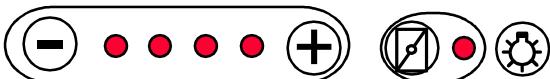
- fan speed 2 or 3
- closing damper is closed

BOOSTING OPERATING POSITION



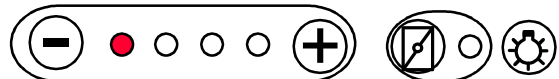
- fan speed 4
- closing damper is closed
- during efficiency positions ;
e.g. for saunas, peoples

BOOSTING OPERATIGN WHEN COOKING



- the damper is opened
- when the closing damper is open, there is own speed selection for fans. For example, the fan speed can be adjusted to speed 4.
- the timer keeps the damper open about 60 min.
- The damper can also be closed by pressing the switch again.
- when the closing damper closes, the fan speed also changes to the normal operating position from the memory
- the speed that was used when the damprer was open remains in memory for the next session.

OUT OF HOUSE USE



- fan speed 1
- closing damper is closed