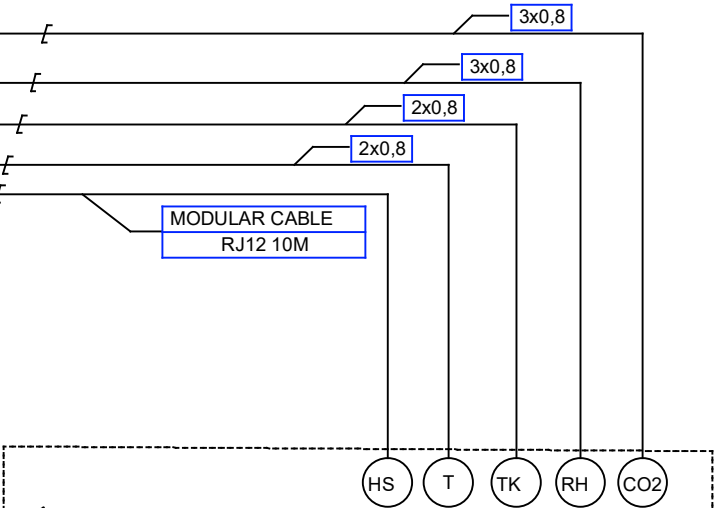
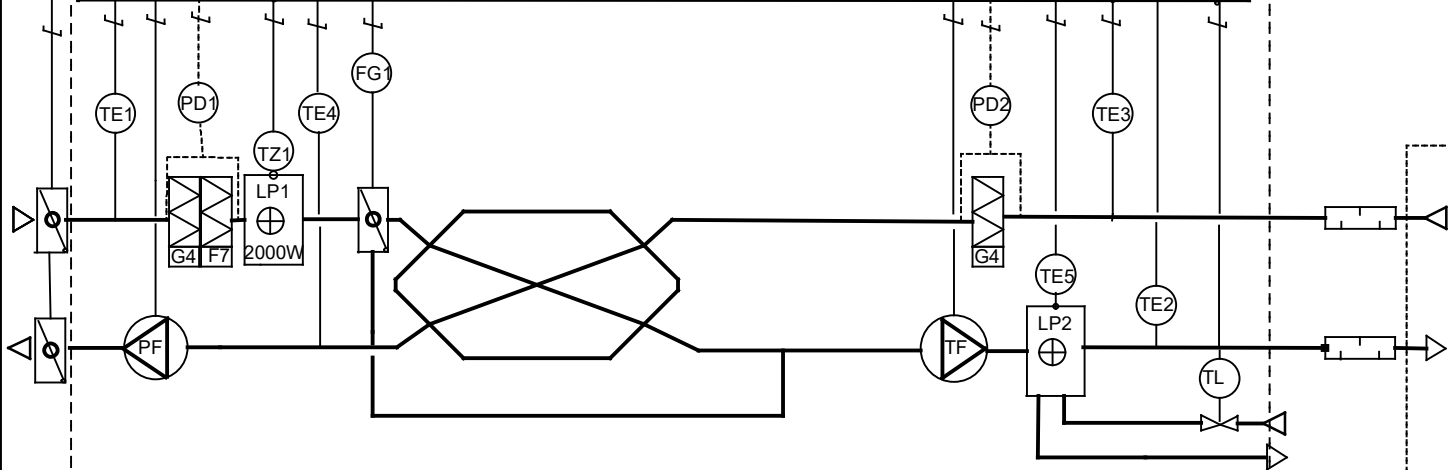

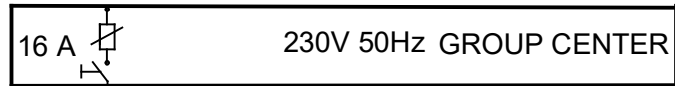


CONTROL CHART

REMOTE CONTROL CENTER

ALARM	◆	◆	◆
INDICATION	◆	◆	◆
CONTROL	◆	◆	◆
MEASURING	◆	◆	◆
ADJUSTMENT	◆	◆	◆

Modbus



HS	CONTROL PANEL
T	BOOSTING SWITCH
TK	FIREPLACE/EXTENDED TIME SWITCH
RH	HUMIDITY TRANSMITTER
CO2	CARBON DIOXIDE TRANSMITTER

TE1	TEMPERATURE SENSOR OUT
TE2	TEMPERATURE SENSOR SUPPLY
TE3	TEMPERATURE SENSOR EXTRACT
TE4	TEMPERATURE SENSOR EXHAUST
TE5	TEMPERATURE SENSOR WATER
TF1	SUPPLY FAN
PF2	EXTRACT FAN
LP1	PREHEATING COIL
LP2	POSTHEATING RADIATOR
TZ1	OVERHEAT PROTECTOR PREHEATING
TL	WATER RADIATOR ACTUATOR
FG1	SUMMER BYPASS DAMPER
PD1	DIFFERENTIAL PRESSURE SWITCH SUPPLY
PD2	DIFFERENTIAL PRESSURE SWITCH EXTRACT

SUPPLY DEMARCATION OF THE VENTILATION UNIT

VENTILATION UNIT DIVK-C330 DEMA VKL

VENTILATION ZONE